

HR SPIRATRON® FLAT BOTTOM

VIBRATORY FINISHING MACHINES

Hammond ROTO FINISH




HR-11 FB

The **HR Spiratron® Flat Bottom** machines are ideal for large component finishing. Used for batch processing, the machine is loaded and unloaded by piece by hand. For small parts and part on part, it is unloaded through the unload plug or door. NOTE: Some applications are possible with a magnetic belt separator.

FEATURES

- **Heavy duty Welded Steel Construction**
Main building component of the bowl is a certified pressure vessel tank head.
- **Cast Polyurethane Liner**
Polyurethane liner is cast, not sprayed on. This improves media rebound and provides more wear depth. 50% additional lining in high wear areas.
- **“U” Shaped Straight or Curved Wall Processing Bowl**
- **Mounted to Non-Vibrating Base**
- **Premium Efficiency, Ball Bearing, Cast Iron Motor**
TEFC, 1800 RPM, 230/460V
- **Water-Driven Compound System**

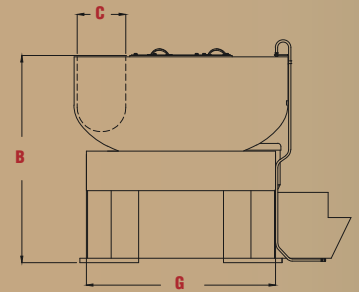
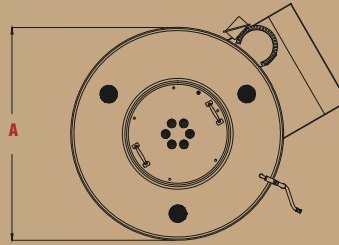


Pneumatic
unload door

HR SPIRATRON® FLAT BOTTOM Series

with no Internal Separation

Specifications



MODEL	Total Capacity L (cu.ft.)	Max Working Capacity L (cu.ft.)	A Overall Diameter mm (in.)	B Overall Height mm (in.)	C Process Channel Width mm (in.)	D Center Column Diameter mm (in.)	E Screen Deck Width mm (in.)	F Screen Deck Height mm (in.)	G Base Diameter mm (in.)	Drain Sizes mm (in.) /# of Drains	Motor Horse Power kw (HP)	460 Volts Amp Load	230 Volts Amp Load	Aprox Shipping Weight kg (lbs.)
HR-3 FB	165 (5.5)	90 (3)	1066 (42)	1092 (43)	190 (7.5)	660 (26)	N/A	N/A	1041 (41)	101.6 (4) / 1	2.2 (3)	7.8	12.6	997.9 (2,200)
HR-5 FB	300 (10.71)	180 (6)	1236 (48.7)	1181 (46.5)	259 (10.2)	660 (26)	N/A	N/A	1193 (47)	101.6 (4) / 3	2.2 (3)	7.8	12.6	1360.8 (3,000)
HR-11 FB	601 (20.4)	345 (11.5)	1555 (61.25)	1320 (52)	317 (12.5)	850 (33.5)	N/A	N/A	1448 (57)	101.6 (4) / 3	5.6 (7.5)	14	25	2267.9 (5,000)
HR-17 FB	990 (33.1)	510 (17)	1178 (70)	1346 (53)	381 (15)	965 (38)	N/A	N/A	1702 (67)	101.6 (4) / 3	7.5 (10)	17	31	2494.7 (5,500)
HR-23 FB	1500 (50.3)	600 (20)	1930 (76)	1346 (53)	457 (18)	965 (38)	N/A	N/A	1702 (67)	101.6 (4) / 3	7.5 (10)	17	31	2812.2 (6,200)
HR-29 FB	1699 (60.0)	840 (28)	2032 (80)	1619 (63.75)	508 (20)	965 (38)	N/A	N/A	1676 (66)	101.6 (4) / 3	7.5 (10)	17	31	2993.7 (6,600)
HR-39 FB	2080 (81.9)	990 (39)	2032 (80)	1618 (63.75)	609 (24)	660 (26)	N/A	N/A	1676 (66)	101.6 (4) / 3	7.5 (10)	17	31	2993.7 (6,600)
HR-60 FB	4560 (152)	1620 (54)	2743 (108)	2032 (80)	558 (22)	1549 (61)	N/A	N/A	2642 (104)	101.6 (4) / 3	22.3 (30)	43	83	5443.1 (12,000)
HR-100 FB	6720 (224)	2550 (85)	3048 (120)	2184 (86)	685 (27)	1549 (61)	N/A	N/A	2642 (104)	101.6 (4) / 3	22.3 (30)	43	83	9298.6 (20,500)

Abbreviation Key

SFB - Straight Wall Flat Bottom
CFB - Curved Wall Flat Bottom

HR-3 SFB/CFB


On/Off Switch
Water Driven Compound System
Grease Drive System

HR-5 SFB/CFB

Semi-Automatic Control Panel
Water Driven Compound System
Digital Process Timer
Grease Drive System

HR-11 SFB/CFB (& Larger)

Semi-Automatic Control Panel
Water Driven Compound System
Digital Process Timer
Recirculating Oil Lube Drive System



Flat Bottom Carousel Option



S
E
L
E
C
T
E
D
M
O
D
E
L